



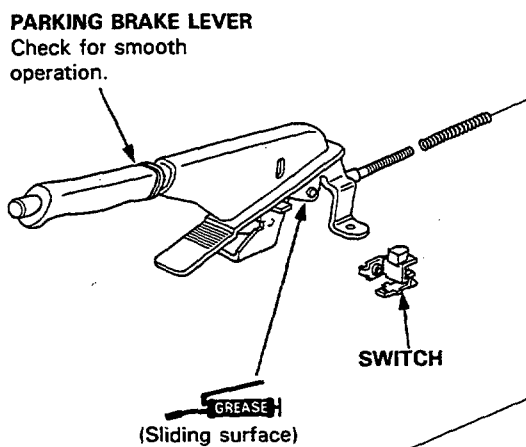
Parking Brake Cable

Inspection and Replacement

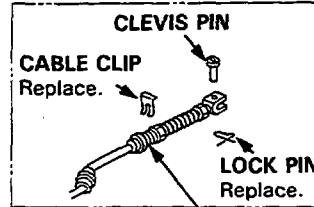
CAUTION: The parking brake cables must not be bent or distorted. This will lead to stiff operation and premature cable failure.

PARKING BRAKE LEVER

Check for smooth operation.

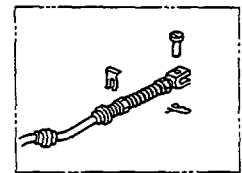
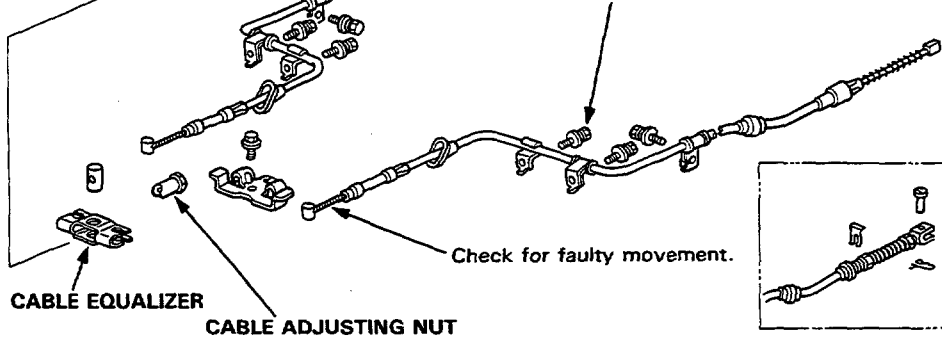


(DISC BRAKE)



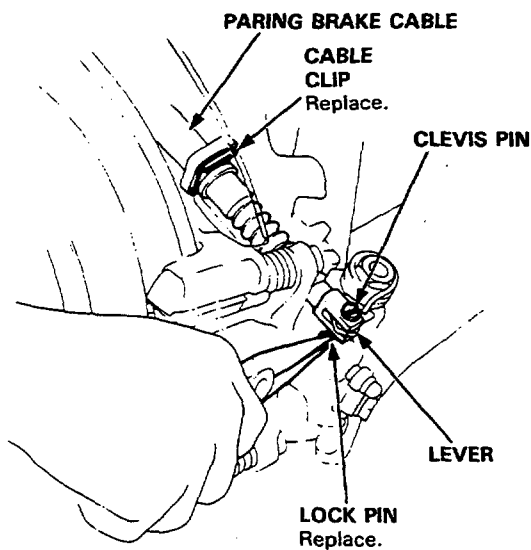
PARKING BRAKE CABLE
Check for smooth operation.

22 N·m
(2.2 kgf·m, 16 lbf·ft)



REAR DISC BRAKE

Disconnect the parking brake cable from the lever on the caliper by removing the lock pin and clevis pin, and remove the cable from the arm by removing the clip.



REAR DRUM BRAKE

Remove the parking brake cable from the backing plate using a 12 mm offset wrench as shown.

